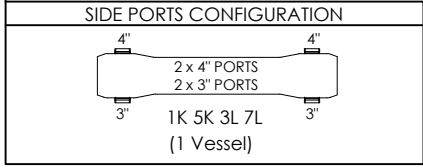


GENERAL DIMENSIONS				
Shell Length Code	L	P3	S	Empty Weight
	mm	mm	Standard Span mm	kg
-1	1565	1168.4	1@635	73
-1.5	2073	1676.4	1@1067	79
-2	2581	2184.4	1@1422	85
-3	3597	3200.4	1@2032	99
-4	4613	4216.4	2@1626	112
-5	5629	5232.4	2@1981	125
-6	6645	6248.4	2@2337	138
-7	7663	7264.4	2@2692	151
-7.5	8169	7772.4	2@2896	158
-8	8679	8280.4	2@3048	165



BILL OF MATERIALS				
ITEM	QTY	P/N	DESCRIPTION	MATERIAL
1	1	4080880	Shell	Filament Wound, Epoxy FRP
2	2	4080034	Bearing Plate	6061-T6 Aluminum, Anodized
3	2	4080177-3	Sealing Plate	Noryl
4	2	4080879	Feed/Concentrate Port (4"), "L"	SST, Super Duplex - Offset 173.4mm
5	6	6201450	Retaining Ring, F/C Port (4"), "L"	Stainless Steel, 316L
6	2	6180348	O-Ring Seal, F/C Port (4"), "L"	Ethylene Propylene
7	2	6180031	Permeate Port Secondary Seal	Ethylene Propylene
*8	2	4080308	Permeate Port	Noryl
9	2	6100442	Head Seal	Ethylene Propylene
10	2	6180229	Permeate Port Seal	Ethylene Propylene
11	2	4080320	Retaining Ring w/ Finger Pull	Stainless Steel, 316L
12	2	6121200	Retaining Ring, Permeate Port	Stainless Steel, 316L
**13	3	4080175	Support Saddle	Thermoplastic Rubber
14	2	4080800	Strap Assembly [M8]	Stainless Steel, 316L
15	6	6150072	Strap Screw [M8x70mm]	Stainless Steel, A4
16	2	5080074	Membrane Adapter	Noryl
17	1	4080165-1	Thrust Cone	PVC Thermoplastic
18	2	6180326	Adapter Seal	Ethylene Propylene
19	4	6180119	PWT Seal	Ethylene Propylene
20	2	4080062	Shim, Adapter [5mm]	Noryl
21	2	4080704	Shim, Adapter [2mm]	Noryl
22	2	4080840	Feed/Concentrate Port (3"), "K"	SST, Super Duplex - Offset 175mm
23	2	6121373	Retaining Ring, F/C Port (3"), "K"	Stainless Steel, Super Duplex - Inner
24	2	6180340	O-Ring Seal, F/C Port (3"), "K"	Ethylene Propylene
25	2	6121343	Retaining Ring, F/C Port (3"), "K"	Stainless Steel, 316L - Outer

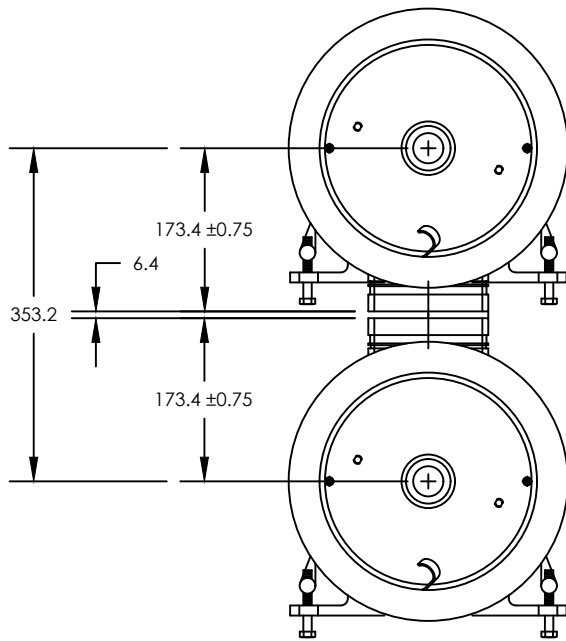
* Different Permeate Port connections available upon request
 ** 3 saddles are supplied when vessels are -4 elements or longer

NOTES:
 DIMENSIONS IN MM
 FOR REFERENCE ONLY, NOT FOR CONSTRUCTION UNLESS CERTIFIED
 FOR VESSEL INSTALLATION AND MAINTENANCE PLEASE REFER TO PROTEC ARISAWA USER'S MANUAL
 CENTER VESSEL ON SUPPORTS AT SPAN(S) "S". 3 POINT SUPPORT QUOTED SEPARATELY FOR SHELL LENGTHS -4 AND LONGER.
 INTERNAL PERMEATE PRESSURE MUST NOT EXCEED 125 PSI.
 ASME SECTION X, RP CODE STAMP OPTIONAL
 PRO-8-1000-MMSP MODEL AVAILABLE SIDE PORT SIZES: 1.5" / 2" / 2.5" / 3" / 4"
 DESIGN PRESSURE = 1000 PSI
 DESIGN TEMPERATURE = Min. -7°C (20 °F) - Max. 49°C (120°F)
 FOR OTHER TEMPERATURES OUT OF THIS RANGE CONTACT PROTEC ARISAWA
 HYDROTEST PRESSURE: N° x1.43 CE MARKING or N° x1.1 ASME

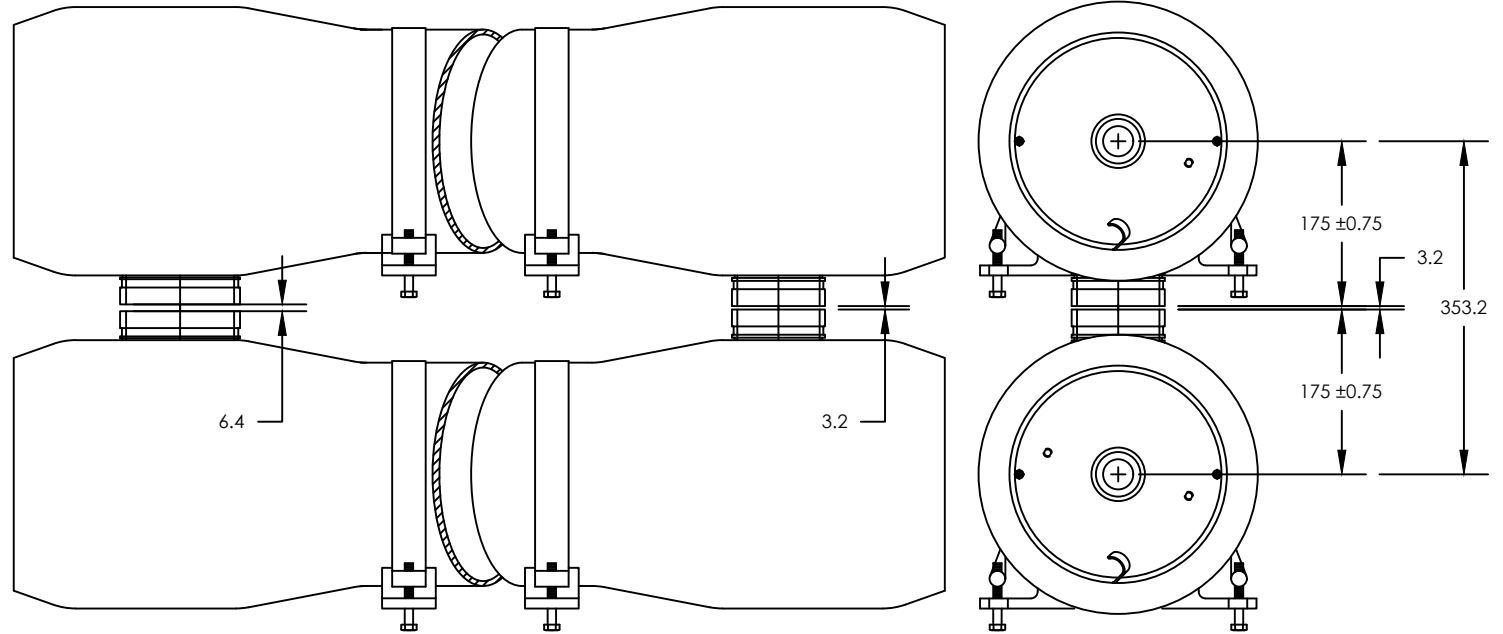


ENGR BOA 20/10/2022	PRO-8-1000-MMSP			
QLTY QCM 20/10/2022	ECO 22137	REVISED 20/10/2022	DRAWING 103468	REV D
MRKT OB 20/10/2022				

SIDE PORT 4"



SIDE PORT 3" or SMALLER



IPS GROOVED END ALLOWABLE PIPE END SEPARATION:

- 4" VICTAULIC : 6,4mm
- 3" VICTAULIC : 3,2mm
- 2.5" VICTAULIC : 3,2mm
- 2" VICTAULIC : 3,2mm
- 1.5" VICTAULIC : 3,2mm

NOTES:
DIMENSIONS IN MM

FOR REFERENCE ONLY, NOT FOR CONSTRUCTION UNLESS CERTIFIED

FOR VESSEL INSTALLATION AND MAINTENANCE PLEASE REFER TO PROTEC ARISAWA USER'S MANUAL

CENTER VESSEL ON SUPPORTS AT SPAN(S) "S". 3 POINT SUPPORT QUOTED SEPARATELY FOR SHELL LENGTHS -4 AND LONGER.

INTERNAL PERMEATE PRESSURE MUST NOT EXCEED 125 PSI.

ASME SECTION X, RP CODE STAMP OPTIONAL

PRO-8-1000-MMSP MODEL AVAILABLE SIDE PORT SIZES: 1.5" / 2" / 2.5" / 3" / 4"

DESIGN PRESSURE = 1000 PSI
DESIGN TEMPERATURE = Min. -7°C (20 °F) - Max. 49°C (120°F)
FOR OTHER TEMPERATURES OUT OF THIS RANGE CONTACT PROTEC ARISAWA
HYDROTEST PRESSURE: N° x1.43 CE MARKING or N° x1.1 ASME



PRO-8-1000-MMSP				
ENGR BOA 20/10/2022	ECO	REVISED 20/10/2022	DRAWING 103468	REV D
QTY QCM 20/10/2022	22137			
MRKT OB 20/10/2022				